

品德教育雙語繪本教案	
繪本名稱	A Full Bottle Makes No Noise 滿瓶不響
適用年級	<input type="checkbox"/> 一上 <input type="checkbox"/> 一下 <input type="checkbox"/> 二上 <input checked="" type="checkbox"/> 二下
教學時間	共 320 分鐘 每節課 40 分鐘，共八節
總綱核心素養	E-A2 具備探索問題的思考能力，並透過體驗與實踐處理日常生活問題。 E-B1 具備「聽、說、讀、寫、作」的基本語文素養，並具有生活所需的基礎數理、肢體及藝術等符號知能，能以同理心應用在生活與人際溝通。 E-C1 具備個人生活道德的知識與是非判斷的能力，理解並遵守社會道德規範，培養公民意識，關懷生態環境。
課程目標 (100 字以內)	運用品德教育 6E 教學方法，跨域結合英語文、數位及文本閱讀於教學，以與生活相關議題探索品德教育的內涵，並從中學習閱讀、聽、說英語文本的能力及品德教育實踐力行的表現。
品德教育議題學習 主題與實質內涵	1. 品德發展層面：品 E1 良好生活習慣與德行。品 E2 自尊尊人與自愛愛人。 2. 品德核心價值：品 EJU5 謙遜包容
領綱學習表現	生活課程： 1-I-3 省思自我成長的歷程，體會其意義並知道自己進步的情形與努力的方向。 6-I-1 覺察自己可能對生活中的人、事、物產生影響，學習調整情緒與行為。
其他議題 與 學習主題實質內涵	生命教育：E1 探討生活議題，培養思考的適當情意與態度。
英語單字&句型	<b>Vocabulary:</b> strong, heavy, fast, brave, full, half-full, rhino, cheetah, lion, cockroach, bottle, noise <b>Sentences:</b> A full bottle makes no noise. Be humble. Do not brag about ourselves.

# 第一節


品德教育教學法	<input type="checkbox"/> <b>Example</b>	<input type="checkbox"/> <b>Explanation</b>	<input type="checkbox"/> <b>Exhortation</b>
	<input type="checkbox"/> <b>Environment</b>	<input checked="" type="checkbox"/> <b>Experience</b>	<input type="checkbox"/> <b>Expectation</b>

教學活動名稱	教學重點	教材/教具	時間
<b>Warm up</b>	老師點名。 T: Take out your name cards. Let's Take a roll call. When you hear your English name, please say <i>Here</i> .		1 min
<b>Picture Walk Discussion</b>	1. 從 ppt 呈現繪本封面和標題，請小朋友預測故事內容。 T: What do you see? Who is he? What is he doing? 2. 教師運用聲音表情、臉部表情或肢體動作說故事繪本 P.1-P.2，讓學生觀察繪本中 P.1-P.2 的圖畫，以 What, Who, Where 進行問答與討論。 T: What do you see? What are they doing? Where are they? Is he (指 A-Di) happy? Why not? 3. 教師運用聲音表情、臉部表情或肢體動作說故事繪本 P.3-P.4，讓學生觀察繪本中 P.3-P.4 的圖畫，以 What, Who, Where 進行問答與討論。 T: What do you see? What is A-Di doing? He can lift like a rhino. Is it true? Why (not) ?	繪本 PPT1_4	16 mins
<b>Read Aloud</b>	老師帶學生朗讀繪本內容。依學生程度調整活動方式。 方式①：T 先念, Ss 複誦。 方式②：You(全班) read the Ss' lines and I (老師) read A-Di's lines. 方式③：I (老師) read the Ss' lines and you (全班) read A-Di's lines. 方式④：Boys read the Ss' lines and girls read A-Di's lines.	繪本 PPT1_4	6 mins
<b>Art- craft Fun</b>	學生著色附件一 (犀牛)，剪下犀牛，用膠水黏出一個犀牛。 T: Let's make a paper rhino. Glue pieces 3 and 5 behind the body, like this. (老師示範) Glue pieces 2 and 4 in front of the body, like this. (老師示範) Glue pieces 6, 8 and 9 behind the body, like this. (老師示範) Glue piece 7 in front of the body, like this. (老師示範) Draw an eye and a mouth on the rhino's face. (老師示範) You can color the rhino.	附件一 膠水 美勞材料包	17 mins

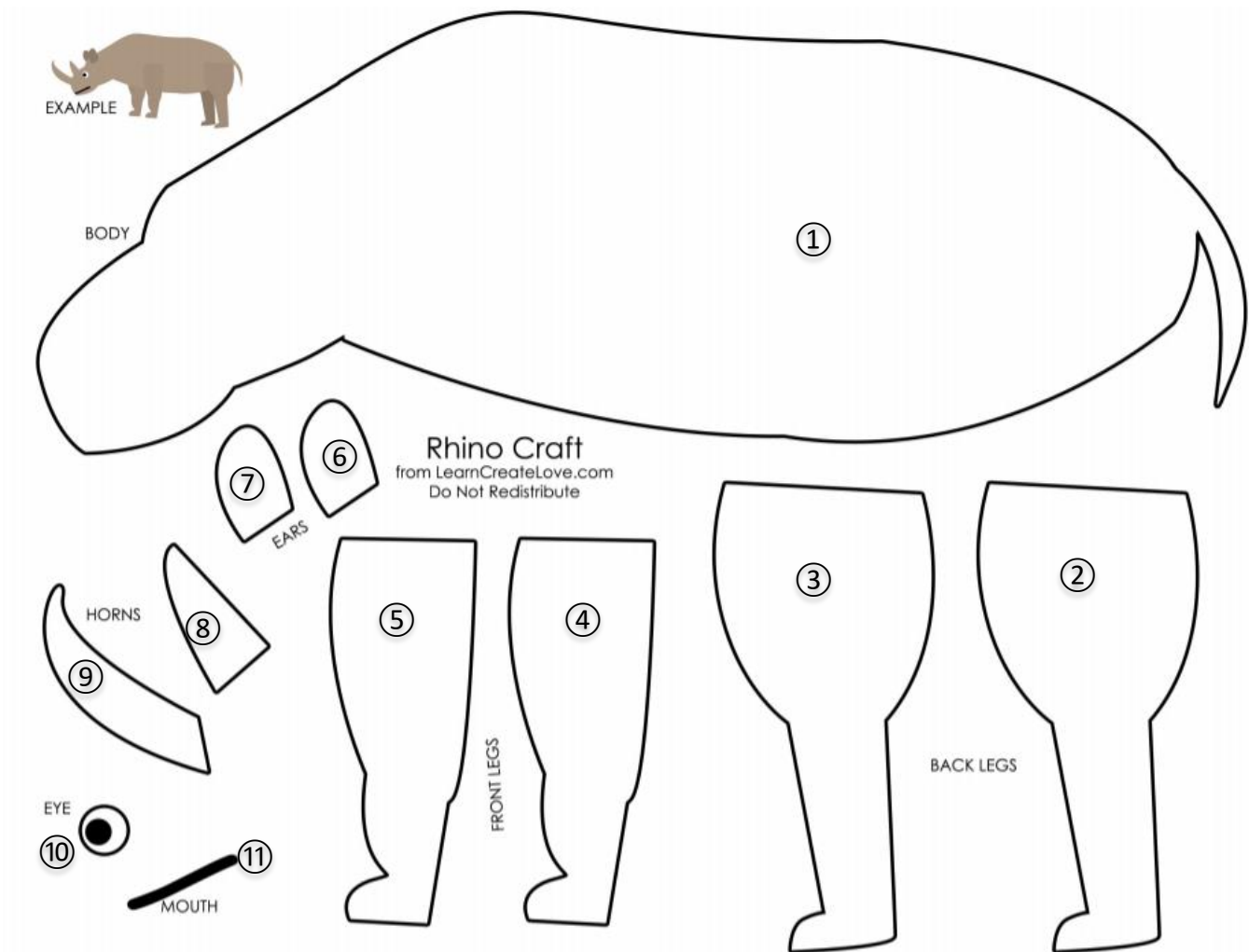
## Art- craft fun



Printable Rhino Craft



## 附件一 Glue and Color



## 第二節

品德教育教學法	<input type="checkbox"/> <b>Example</b>	<input checked="" type="checkbox"/> <b>Explanation</b>	<input type="checkbox"/> <b>Exhortation</b>
	<input type="checkbox"/> <b>Environment</b>	<input type="checkbox"/> <b>Experience</b>	<input type="checkbox"/> <b>Expectation</b>

教學活動名稱	教學重點	教材/教具	時間
<b>Warm up</b>	Rhino 點點名。 <b>T: Good morning, class. Let's take a roll call.</b> 例：I'm Rhino Grace. (老師展示自己手作 rhino) <b>T: No. one.</b> 1 號同學：I'm Rhino Auron. (Auron 展示自己手作 rhino).	老師自己的手作 rhino	3 mins
<b>Story review</b>	複習(封面標題~繪本 P.4)。依學生程度調整活動方式，可請學生跟著老師覆誦，和老師同時唸讀，或請學生自行朗讀出故事中文字。 <b>Teacher may say: Repeat after me. /Let's read out together. / Please read out loud this page.</b>	繪本 PPT	5 mins
<b>Picture Walk Discussion</b>	教師運用聲音表情、臉部表情或肢體動作說故事繪本，並讓小朋友觀察繪本中 P.5~P.8 的圖畫，以 What, Who, Why, Where 進行問答與討論。 <b>Teacher may say: What do you see? Can A-Di hold the pile of pizza? Can the girl hold the pile of pizza? What do the friends say? Is A-Di happy? Is the girl happy?</b>	繪本 PPT	15 mins
<b>Read Aloud</b>	方式①：T 先念, Ss 複誦。 方式②：You(全班) read <b>Ss' lines</b> and I (老師) read <b>A-Di's lines.</b> 方式③：I (老師) read Ss' lines and you (全班) read A-Di's lines. 方式④：Boys read Ss' lines and girls read A-Di's lines..	繪本 PPT	5 mins
<b>Animal Fun</b>	歌曲( <i>Elephant vs. Rhino</i> ) 歌曲內容 Q&A: <b>Q1: Who picks more coconuts, Elephant or Rhino?</b> <b>Q2: Who gets to the hill first, Elephant or Rhino?</b> <b>Q3: Who eats more grass, Elephant or Rhino?</b> <b>Q4: Who is the winner, Elephant or Rhino?</b> <b>Q5: What does Elephant say to Rhino in the end?</b>	歌曲網址 <a href="https://www.youtube.com/watch?v=4zAparNMwhg">https://www.youtube.com/watch?v=4zAparNMwhg</a>	12 mins

## Animal Fun 歌曲(Elephant vs. Rhino)

<https://www.youtube.com/watch?v=4zAparNMwhg>



### 第三節

品德教育教學法	<input type="checkbox"/> <b>Example</b>	<input type="checkbox"/> <b>Explanation</b>	<input checked="" type="checkbox"/> <b>Exhortation</b>
	<input type="checkbox"/> <b>Environment</b>	<input type="checkbox"/> <b>Experience</b>	<input type="checkbox"/> <b>Expectation</b>

教學活動名稱	教學重點	教材/教具	時間
<b>Warm Up</b>	老師點名。 T: <b>Good morning. Let's take a roll call.</b> <b>When you hear your number, please say your name.</b> (例)T: <b>No. one.</b> 1 號學生: Auron.		2 min
<b>Story review</b>	複習(封面標題~繪本 P.8)。依學生程度調整活動方式，可請學生跟著老師覆誦，和老師同時唸讀，或請學生自行朗讀出故事中文字。 Teacher may say: <b>Repeat after me. /Let's read out together. / Please read out loud this page.</b>	繪本 PPT	8 mins
<b>Picture Walk Discussion</b>	教師運用聲音表情、臉部表情或肢體動作做說故事繪本，並讓小朋友觀察繪本中 P.9~11 的圖畫，以 What, Who, Where 進行問答與討論。 Teacher may say: <b>Why are the students so excited? What are they doing? What's on TV? Is A-Di happy? Why not?</b>	繪本 PPT	15 mins
<b>Read Aloud</b>	方式①：Boys: Hero! Girls: Way to go! T: <b>That's not a big deal. I'm fast, too.</b> <b>I can run as fast as a cheetah.</b> 方式②：T: <b>Hero! Way to go!</b> Boys: That's not a big deal. I'm fast, too. Girls: I can run as fast as a cheetah. 方式③：T: <b>Hero! Way to go!</b> Girls: That's not a big deal. I'm fast, too. Boys: I can run as fast as a cheetah..	繪本 PPT	5 mins
<b>Dancing Fun</b>	■歌曲練習步驟： ①學生聽看歌曲影片。②學生跟唱歌曲。 ③學生聽看歌曲影片，跟做 run fast 動作。 ■歌曲影片內容 Q&A： T: <b>Who's the no. 1 racer?</b> Ss: Cheetah. T: <b>Who's the fastest chaser?</b> Ss: Cheetah. T: <b>Who runs faster than a car?</b> Ss: Cheetah. ■遊戲：學生聽到歌曲(Cheetah Running) 唱到 Cheetah, cheetah, bang, bang 時，要做 run fast 動作。	<a href="https://www.youtube.com/watch?v=t8v_d7OS3mU">https://www.youtube.com/watch?v=t8v_d7OS3mU</a>	10 mins

## 第四節

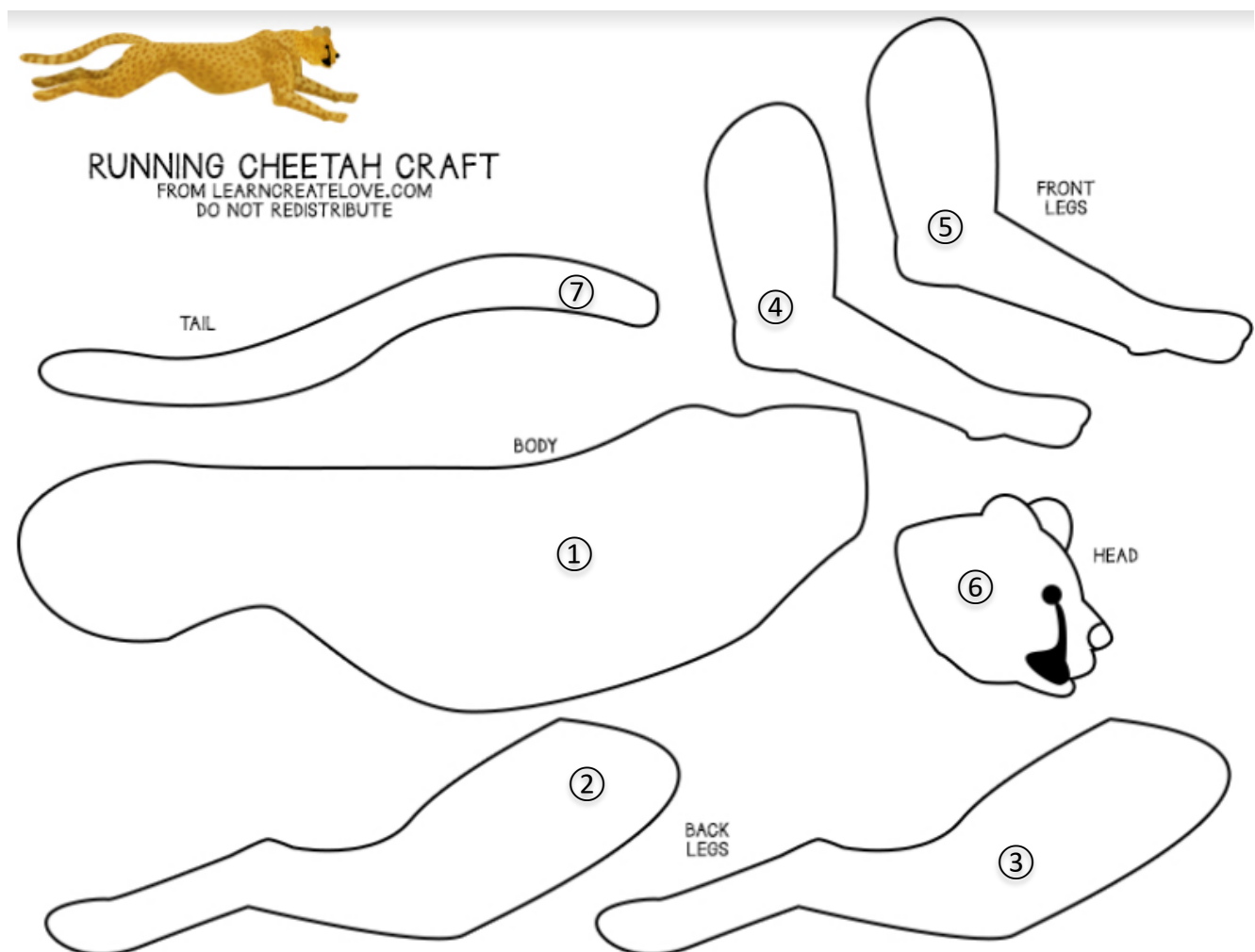
品德教育教學法	<input type="checkbox"/> <b>Example</b>	<input type="checkbox"/> <b>Explanation</b>	<input type="checkbox"/> <b>Exhortation</b>
	<input type="checkbox"/> <b>Environment</b>	<input checked="" type="checkbox"/> <b>Experience</b>	<input type="checkbox"/> <b>Expectation</b>

教學活動名稱	教學重點	教材/教具	時間
<b>Warm Up</b>	老師打招呼 <b>T: What day is today? How's the weather today?</b> <b>Do you like it?</b> 老師點名。 <b>T: Let's Take a roll call.</b> <b>When you hear your English name, please say Here.</b>		1min
<b>Story review</b>	複習(封面標題 ~ 繪本 P.11)。依學生程度調整活動方式，可請學生跟著老師覆誦，和老師同時唸讀，或請學生自行朗讀出故事中文字。 <b>Teacher may say: Repeat after me. /Let's read out together. / Please read out loud this page.</b>	繪本 PPT	8 mins
<b>Picture Walk Discussion</b>	教師運用聲音表情、臉部表情或肢體動作說故事繪本，並讓小朋友觀察繪本中 P.12~P.16 的圖畫，以 WHAT, WHO, WHERE 進行問答與討論。 <b>Teacher may say: What do you hear? What's she speaking? Is she as fast as a cheetah? Is A-Di happy?</b>	繪本 PPT	13 mins
<b>Read Aloud</b>	老師帶著學生一起大聲讀出繪本內容。依學生程度調整活動方式，可請學生跟著老師覆誦，和老師同時唸讀，或請學生自行朗讀出故事中文字。T: Now, let's read the book together. 方式①：T 先念, Ss 複誦。 方式②：I (老師) read <b>Ss' lines</b> and You(全班)read <b>A-Di's lines</b> . 方式③：You(全班) read <b>Ss' lines</b> and I (老師)read <b>A-Di's lines</b> . 方式④：Boys read <b>Ss' lines</b> and girls read <b>A-Di's lines</b> . 方式⑤：Girls read <b>Ss' lines</b> and Boys read <b>A-Di's lines</b> .	繪本 PPT	4 mins
<b>Art-craft fun</b>	著色附件二(花豹)，剪下獵豹，用膠水黏出一個獵豹。 <b>T: Let's make a running cheetah.</b> <b>First, cut out all the body parts.</b> <b>There're 7 pieces.</b> <b>Piece 1 is cheetah's body.</b> <b>Glue pieces 2, 7, 6 and 4 in front of the body, like this.</b> <b>Glue pieces 3 and 5 behind the body, like this.</b> <b>Color the cheetah at home today.</b>	附件一 剪刀 膠水	14mins





附件二 Color, Cut out and Glue





## 第五節

品德教育教學法	<input checked="" type="checkbox"/> <b>Example</b>	<input type="checkbox"/> <b>Explanation</b>	<input type="checkbox"/> <b>Exhortation</b>
	<input type="checkbox"/> <b>Environment</b>	<input type="checkbox"/> <b>Experience</b>	<input type="checkbox"/> <b>Expectation</b>

教學活動名稱	教學重點	教材/教具	時間
<b>Warm up</b>	Cheetah 點點名。 T: <b>Good morning, class. Let's take a roll call.</b> 例：I'm Cheetah Grace. (老師展示自己手作 cheetah) T: <b>No. one.</b> 1 號同學：I'm Cheetah Auron. (Auron 展示自己手作 cheetah).	學生的手作 cheetah	3 mins
<b>Story review</b>	■複習故事大意 (繪本 p1_16) T: <b>Is A-Di as strong as a rhino?</b> (老師做 strong 動作，出示 ppt5,6) Ss: No. T: <b>Is A-Di as fast as a cheetah?</b> (老師做 run fast 動作，出示 ppt13,14) Ss: No. T: <b>The girl is strong. She can take heavy pizza. The girl is fast. She gets the masks back. But she does not say anything good about herself.</b> T: <b>Why not?</b> (老師嘗試引導學生「謙虛」觀念) Ss: 自由回答 T: <b>She's humble. She's very good. But she does not say anything good about herself. She's humble. What is humble?</b> Ss: (謙虛的)	繪本 PPT	8 mins
<b>Picture Walk Discussion</b>	教師運用聲音表情、臉部表情或肢體動作說故事繪本，並讓小朋友觀察繪本中 P.17_20 的圖畫，以 WHAT, WHO, WHERE 進行問答與討論。 <b>Teacher may say: What do you see? What is he doing? Where are they? Is he happy?</b>	繪本 PPT	12 mins
<b>Read Aloud</b>	老師帶著學生一起大聲讀出繪本內容。依學生程度調整活動方式，可請學生跟著老師覆誦，和老師同時唸讀，或請學生自行朗讀出故事中文字。T: Now, let's read the book together.  方式①：T 先念, Ss 複誦。 方式②：I (老師) read <b>Ss' lines</b> and You(全班) read <b>A-Di's lines</b> . 方式③：You(全班) read <b>Ss' lines</b> and I (老師) read <b>A-Di's lines</b> . 方式④：Boys read <b>Ss' lines</b> and girls read <b>A-Di's lines</b> . 方式⑤：Girls read <b>Ss' lines</b> and Boys read <b>A-Di's lines</b> .	繪本 PPT	5 mins
<b>Singing Fun</b>	T: <b>A-Di is scared of cockroaches. Is he brave?</b> Ss: No. T: <b>Let's sing the song, and help him to be brave.</b> 歌曲 <i>Monsters in the Dark</i> (配合繪本 p.20 教唱) ■歌曲練習步驟：(一) 學生聽看歌曲影片。(二) 學生跟唱歌曲。 ■遊戲：學生聽到歌曲( <i>Monsters in the Dark</i> )， ① 跟做 thump 動作 ② 接念 Follow me. Be brave. Let's do it. 總結 T: <b>When I am scared, what should I do?</b> Ss: Please be brave.	歌曲 ( <i>Monsters in the Dark</i> ) <a href="https://www.youtube.com/watch?v=gOtxDfNDwT8">https://www.youtube.com/watch?v=gOtxDfNDwT8</a> (0'0"-2'45")	12 mins

## 第六節

品德教育教學法	<input checked="" type="checkbox"/> <b>Example</b>	<input type="checkbox"/> <b>Explanation</b>	<input type="checkbox"/> <b>Exhortation</b>
	<input type="checkbox"/> <b>Environment</b>	<input type="checkbox"/> <b>Experience</b>	<input type="checkbox"/> <b>Expectation</b>


教學活動名稱	教學重點	教材/教具	時間
<b>Warm up</b>	老師打招呼 T: What day is today? How's the weather today? Do you like it? 老師點名。T: Let's Take a roll call. When you hear your English name, please say Here.		2 mins
<b>Story review</b>	複習故事大意 (繪本(p17_20)) 。依學生程度調整活動方式，可請學生跟著老師覆誦，和老師同時唸讀，請學生自行朗讀出故事中文字，或回答老師的問題。 Teacher may say: Repeat after me. /Let's read out together. / Please read out loud this page. Is A-Di as brave as a lion?	繪本 PPT	5 mins
<b>Picture Walk Discussion</b>	教師運用聲音表情、臉部表情或肢體動作說故事繪本，並讓小朋友觀察繪本中 P.21~P.22 的圖畫，以 What, Who, Where 進行問答與討論。 Teacher may say: What does she do? What is he doing? Where is the cockroach? Is he happy?	繪本 PPT	10 mins
<b>Read Aloud</b>	老師帶著學生一起大聲讀出繪本內容(p17_22)。依學生程度調整活動方式，可請學生跟著老師覆誦，和老師同時唸讀，或請學生自行朗讀出故事中文字。T: Now, let's read the book together. 方式①：T 先念, Ss 複誦。 方式②：I (老師) read Ss' lines and you(全班)read A-Di's lines. 方式③：You(全班) read Ss' lines and I (老師)read A-Di's lines. 方式④：Boys read Ss' lines and girls read A-Di's lines. 方式⑤：Girls read Ss' lines and Boys read A-Di's lines.	繪本 PPT	5 mins
<b>Art- craft Fun</b>	請學生將附件三(獅子學習單)塗色，中間寫 ROAR。 T: Guess. What is it? (老師拿附件三) Ss: 自由回答 T: It's a lion. See, the lion's face, ears, mane, legs and tail. You can color the lion. T: Do you see the lion's teeth? Ss: 自由回答 T: Write R-O-A-R-! here. (老師範寫 ROAR) Fold the lion's mouth like this. (老師範摺) T: When the lion opens its mouth, shout 'ROAR'.	附件三 彩色筆 <a href="https://www.easypeasyandfun.com/surprise-big-mouth-lion-printable/">https://www.easypeasyandfun.com/surprise-big-mouth-lion-printable/</a>	18 mins

## Art- craft fun



<https://www.easypeasyandfun.com/surprise-big-mouth-lion-printable/>

## 附件三 Color, Fold and Write



## 第七節

品德教育教學法	<input checked="" type="checkbox"/> <b>Example</b>	<input type="checkbox"/> <b>Explanation</b>	<input type="checkbox"/> <b>Exhortation</b>
	<input type="checkbox"/> <b>Environment</b>	<input checked="" type="checkbox"/> <b>Experience</b>	<input type="checkbox"/> <b>Expectation</b>

教學活動名稱	教學重點	教材/教具	時間
<b>Warm up</b>	<b>T:</b> ① Good afternoon, class. Let's take a roll call. When you hear your name, plz. say HERE. ② Show your paper lions. Please say: "Roar! A lion!"	①學生作品 (Paper Lions)	3 mins
<b>Story review</b>	複習故事大意(繪本內頁 P1- P22)。老師以動物圖卡與問答方式，幫助學生溫習故事內容。 <b>T:</b> What is the title of the story? <b>Ss:</b> <i>A full bottle makes no noise.</i> 能有幾句、見人胡講、宏鐘無聲，滿瓶不響。 <b>T:</b> A-Di says he is as strong as a rhino. But, can he catch the heavy pizza? ( <b>Ss:</b> No.) Who can catch the pizza, actually? ( <b>Ss:</b> The girl.) <b>T:</b> A-Di is like the balloon, full of hot air. However, it pops! He's actually not that good.	①一瓶水 ②動物圖卡 ③氣球 ④打氣筒 ⑤針	8 mins
<b>Picture Walk Discussion</b>	教師運用聲音表情、臉部表情、肢體動作、討論與示範實作說故事繪本，並讓小朋友觀察繪本中 P.23~P.28 的圖畫。以 What, Who, Where 進行問答與討論。 <b>T:</b> What's this? Is it full or half-full? How does it sound? Quiet or noisy?	①繪本 PPT (p.23-28) ②一瓶水	10 mins
<b>Hands-on Fun</b>	老師請志願者上台，聽老師指令，完成相關體驗活動。 <b>T:</b> A-Di is like this bottle. There's a lot of air inside the bottle, inside A-Di. Let's help A-Di to be humble. In Chinese, we say 「這個人肚子裡有墨水」表示他很有學問，很謙虛。How to say 「謙虛」 in English? <b>Ss:</b> Humble. <b>T:</b> Is the girl humble? <b>Ss:</b> Yes. <b>T:</b> Is A-Di humble? <b>Ss:</b> No. <b>T:</b> Let's help A-Di to be humble. Let's add humbleness into A-Di.. (學生聽懂老師指令，並將墨水倒滿 1/3 瓶。) <b>T:</b> Is A-Di humble now? Is he noisy or quiet? Shake it. <b>Ss:</b> (學生搖晃瓶子) Noisy. <b>T:</b> What can we do to help A-Di to be humble? <b>Ss:</b> 再加墨水 <b>T:</b> OK. Let's add more humbleness into A-Di. (學	①藍色墨水 ②一個空瓶 ③一個水罐 	14 mins

	<p>生再將墨水倒滿 2/3 瓶。 ) Is A-Di humble now? Is he noisy or quiet? Shake it. Ss: (學生搖晃瓶子) Noisy. T: Let's add more humbleness into A-Di. Anyone wants to try to help? (學生再將墨水倒滿整瓶。 ) Is A-Di humble now? Is he noisy or quiet? Shake it. Ss: (學生搖晃瓶子) Quiet. T: Now, A-Di is like a full bottle. A full bottle makes no noise. A-Di is humble now.</p>		
Read Aloud	<p>老師帶著學生一起大聲讀出繪本內容(p. 27_28)並複習故事中/英文名稱。</p> <p>T: A full bottle makes no noise. Ss: A full bottle makes no noise. T: Wise people keep quiet and wait for their turn to shine. Ss: Wise people keep quiet and wait for their turn to shine. T: Let's be humble. Don't brag about ourselves. Ss: Let's be humble. Don't brag about ourselves. T: 請問這本繪本的英文名稱是 ? Ss: <i>A Full Bottle Makes No Noise.</i> T: 這本繪本的中文名稱是 ? Ss: 能有幾句、見人胡講、宏鐘無聲，滿瓶不響。</p>		5 mins

## 第八節

品德教育教學法	<input type="checkbox"/> <b>Example</b>	<input type="checkbox"/> <b>Explanation</b>	<input type="checkbox"/> <b>Exhortation</b>
	<input type="checkbox"/> <b>Environment</b>	<input type="checkbox"/> <b>Experience</b>	<input checked="" type="checkbox"/> <b>Expectation</b>

教學活動名稱	教學重點	教材/教具	時間
<b>Warm Up</b>	T: Good morning, class. Let's take a roll call. When you hear your name, plz. say HERE.		1 mins
<b>Story review</b>	複習故事標題及 P.1-P. 28，老師可以用讀者劇場方式朗讀來複習故事內容；學生飾演 A-Di、老師飾演繪本中其他角色。  T: You read A-Di's lines.  I read the others' lines.	繪本 PPT	9 mins
<b>Picture Walk Discussion</b>	教師運用聲音表情、臉部表情、肢體動作與討論的方式說故事繪本，並讓小朋友觀察繪本中 P.29~P.32 的圖畫。 T: Does the girl brag about herself? Is she like the full bottle or the half-full bottle? Why? Ss: (自由回答)		10 mins
<b>Art- craft fun</b>	<ol style="list-style-type: none"> <li>教師準備「瓶型卡片」讓學生們一同完成「品格書籤」，書籤上面寫著【A Full Bottle Makes No Noise.】【能有幾句，見人胡講。宏鐘無聲，滿瓶不響。】字樣。</li> <li>教師準備一張圓型小紙讓每位學生個別獨立完成【自畫像】創作，</li> <li>老師協助護貝、打孔每位學生的品格書籤。學生自行將緞帶穿入品格書籤並打結。</li> <li>與家人分享品格書籤創作。</li> </ol> <p>Step 5. Share your bookmark with your family and read out loud the motto: A full bottle makes no noise.</p> <p>T: Everyone has a Humble Card.</p> <p>Step 1. Take out a pencil. Write 【A Full Bottle Makes no noise. 】 here, and 【能有幾句，見人胡講。宏鐘無聲，滿瓶不響。】 here.</p> <p>Step 2. Draw yourself in the Humble Card.</p> <p>Step 3. Read out loud the motto 【A Full Bottle Makes No Noise.】 and 【能有幾句，見人胡講。宏鐘無聲，滿瓶不響。】 .</p>	粉彩紙、 圖畫紙、 彩色筆、  細簽字筆、 書籤緞帶、 護貝膠膜	20 mins



Share the *Humble Card* with your family

附件四

## Draw and Write

